

# TIGER Neo

## 54HL4R-B

425-445 Watt  
MONO-FACIAL MODULE

N-type



### N-type Technology

N-type modules with Tunnel Oxide Passivating Contacts (TOPCon) technology offer lower LID/LeTID degradation and better low light performance.



### HOT 2.0 Technology

N-type modules with JinkoSolar's HOT 2.0 technology offer better reliability and efficiency.



### Durability Against Extreme Environment

High salt mist and ammonia resistance.



### Mechanical Load Enhanced

Certified to withstand:  
5400 Pa front side max static test load  
2400 Pa rear side max static test load



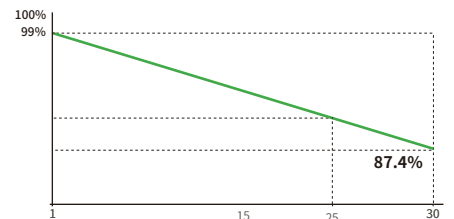
### SMBB Technology

Better light trapping and current collection to improve module power output and reliability.



### Anti-PID Guarantee

Minimizes the chance of degradation caused by PID phenomena through optimization of cell production technology and material control.



<b>25 Year</b> Product Warranty	<b>30 Year</b> Linear Power Warranty	<b>1%</b> First-year Degradation	<b>0.4%</b> Annual Degradation Over 30 Years
------------------------------------	--	--	--

- IEC61215 (2016) / IEC61730 (2016)
- IEC61701 / IEC62716 / IEC60068 / IEC62804
- ISO9001:2015: Quality Management System
- ISO14001:2015: Environment Management System
- ISO45001:2018: Occupational health and safety management systems



**JKM425-445N-54HL4R-B-F5-EN**

# 54HL4R-B 425-445 Watt

## Mechanical Characteristics

Cell Type	N -type Mono-crystalline
No. of cells	108 (54×2)
Dimensions	1762×1134×30mm
Weight	21.0 kg
Front Glass	3.2 mm, Anti-Reflection Coating, High Transmission, Low Iron, Tempered Glass
Frame	Anodized Aluminium Alloy
Junction Box	IP68 Rated
Protection Class	Class II
IEC Fire Type	Class C
Output Cables	4.0 mm <sup>2</sup> (+): 400 mm , (-): 200 mm or Customized Length

## Packaging Configuration

Pallet Dimensions	1792×1120×1249 mm
Packing Detail ( Two pallets = One stack )	36 pcs/pallets, 72 pcs/stack, 936 pcs/ 40'HQ Container

## Specifications (STC)

Maximum Power - Pmax [Wp]	425	430	435	440	445
Maximum Power Voltage - Vmp [V]	32.37	32.58	32.78	32.99	33.19
Maximum Power Current - Imp [A]	13.13	13.20	13.27	13.34	13.41
Open-circuit Voltage - Voc [V]	38.95	39.16	39.36	39.57	39.77
Short-circuit Current - Isc [A]	13.58	13.65	13.72	13.80	13.87
Module Efficiency STC [%]	21.27	21.52	21.77	22.02	22.27
Power Tolerance	0 ~ + 3 %				
Temperature Coefficients of Pmax	-0.29 %/°C				
Temperature Coefficients of Voc	-0.25 %/°C				
Temperature Coefficients of Isc	0.045 %/°C				

STC: Irradiance 1000W/m<sup>2</sup>, Cell Temperature 25°C, AM=1.5

## Specifications (NOCT)

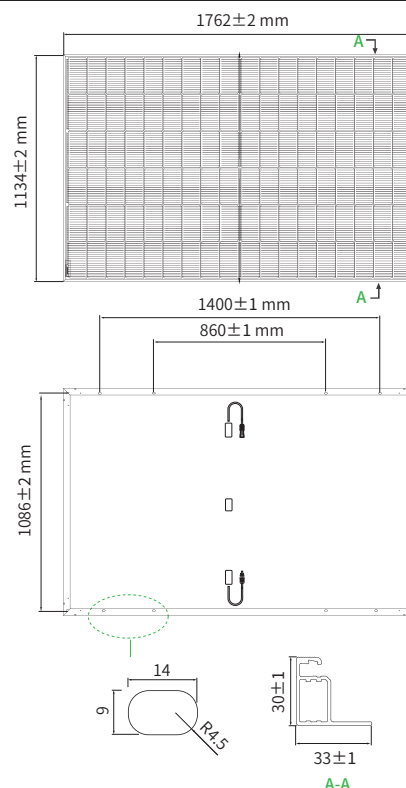
Maximum Power - Pmax [Wp]	320	323	327	331	335
Maximum Power Voltage - Vmp [V]	30.19	30.30	30.50	30.73	30.93
Maximum Power Current - Imp [A]	10.60	10.66	10.72	10.77	10.83
Open-circuit Voltage - Voc [V]	37.00	37.20	37.39	37.59	37.78
Short-circuit Current - Isc [A]	10.96	11.02	11.08	11.14	11.20

NOCT: Irradiance 800W/m<sup>2</sup>, Ambient Temperature 20°C, AM=1.5, Wind Speed 1m/s

## Application Conditions

Operating Temperature	-40 °C ~ +85 °C
Maximum System Voltage	1000 VDC (IEC)
Maximum Series Fuse Rating	25 A
Nominal Operating Cell Temperature - NOCT	45 ± 2 °C

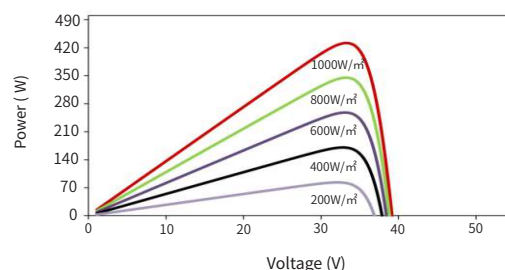
## Engineering Drawings



Note: For specific dimensions and tolerance ranges, please refer to the corresponding detailed module drawings.

## Electrical Performance

Power-Voltage Curves (54HL4R-B 430W)



Current-Voltage Curves (54HL4R-B 430W)

